


# Proper way to pack and transport HDD



- ✓ Turn off your computer
- ✓ Discharge your STATIC electricity



1. Unplug power supply



2. Detach SATA or PATA cable



3. Unmount HDD


- ✓ carefully remove hard drive
- ✓ use original packaging if available



- ✓ use anti-static bag



- ✓ use bubble wrap
- ✓ put the package in a larger box
- ✓ provide protection from hits or vibration like foam or newspaper
- ✓ seal the package
- ✓ use appropriate symbols to mark the package



✓ Print and fill the Media Reception Form